



RENOMATIC SECTIONAL GARAGE DOOR AND OPERATOR

NEW. Colour range and now available in Slategrain surface finish


HÖRMANN

Sectional garage door RenoMatic

M-ribbed Woodgrain



The subtle section ribbing and structured / painted surface finish characterise the M-ribbed RenoMatic sectional garage door. The Woodgrain surface finish is characterised by its authentic saw pattern and robustness.





Robust Woodgrain surface
with an authentic sawn timber look
in Traffic white RAL 9016



Colours:

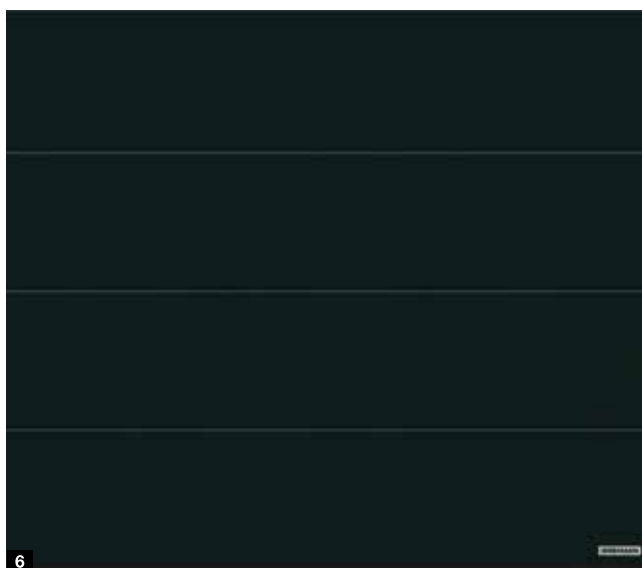

- 1 Traffic white RAL 9016
- 2 White aluminium RAL 9006
- 3 Grey aluminium RAL 9007
- 4 Anthracite metallic CH 703
- 5 Anthracite grey RAL 7016
- 6 Jet black RAL 9005
- 7 Terra brown RAL 8028

Sectional garage door RenoMatic

L-ribbed Slategrain



Slate slabs are the model for this new textured surface finish that gives your L-ribbed RenoMatic sectional door a special look.





Modern Slategrain surface
with slate texture in Traffic white RAL 9016



Colours:

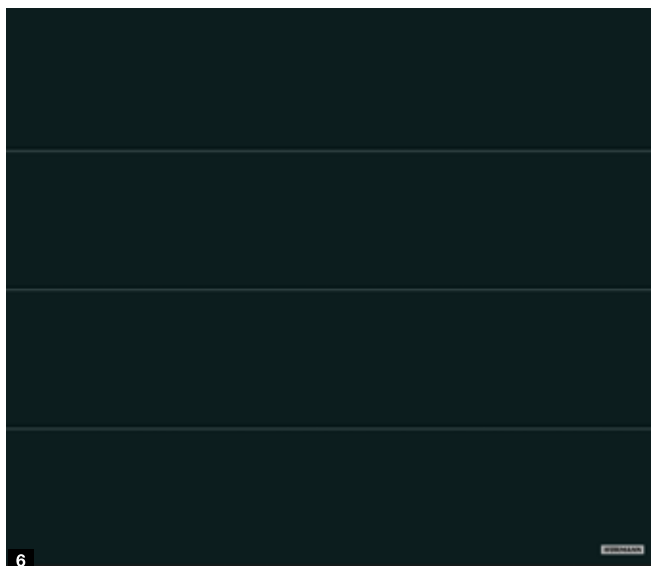
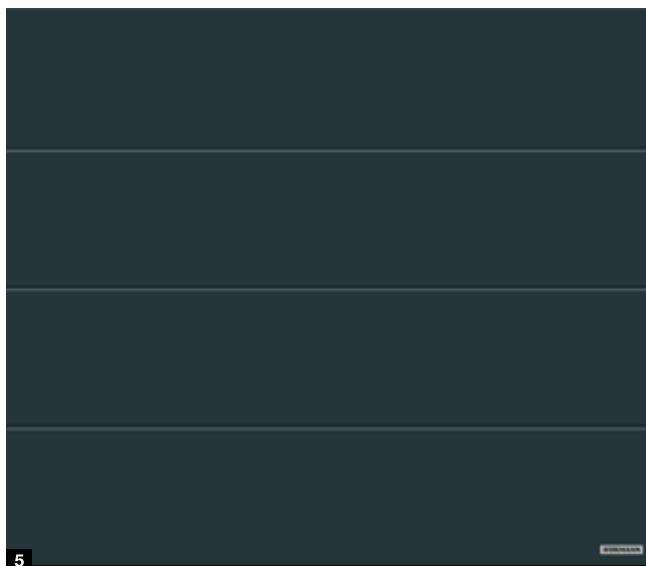


- 1 Traffic white RAL 9016
- 2 White aluminium RAL 9006
- 3 Grey aluminium RAL 9007
- 4 Anthracite metallic CH 703
- 5 Anthracite grey RAL 7016
- 6 Jet black RAL 9005
- 7 Terra brown RAL 8028


Sectional garage door RenoMatic

L-ribbed Planar




The L-ribbed RenoMatic sectional garage door impresses with a large section division and a modern matt door appearance in Matt deluxe colours. The smooth Planar surface finish convinces with its fine elegance.





Smooth Planar surface
with fine elegance in Traffic white CH 9016 Matt deluxe



Colours:

- 1 Traffic white CH 9016 Matt deluxe
- 2 White aluminium CH 9006 Matt deluxe
- 3 Grey aluminium CH 9007 Matt deluxe
- 4 Anthracite metallic CH 703 Matt deluxe
- 5 Anthracite grey CH 7016 Matt deluxe
- 6 Black CH 905 Matt deluxe
- 7 Terra brown CH 8028 Matt deluxe

Sectional garage door RenoMatic

Equipment, sizes and additional packages



Good thermal insulation

The RenoMatic sectional garage door is double-skinned and insulated. The door travel is pleasantly quiet thanks to the 42 mm thick sections. The sections have a polyester-primer coating on the outside **1**. We supply the inside of the sections in silver-coloured galvanization **2**. The torsion spring assembly with the patented spring-in-spring system or the torsion spring with tested spring safety device protects the door leaf against falling. Thanks to the good thermal insulation, the doors are an excellent choice if your garage is directly attached to the house or if there is access from the garage to the house.

Optimum long-term protection **3**

A non-brittle, 4 cm plastic frame shoe offers long-term protection against corrosion of your door, even with waterlogging, which is unmatched by competitor solutions. The frame shoe completely covers the frame in the area susceptible to rust. Only this offers true long-term protection.

Only from Hörmann

- Plastic frame shoe


Matching appearance

The harmonious overall impression of a door is created by many little details. For example, we always supply doors with Woodgrain, Slategrain or Planar surface finish with the fascia panel **4** matching the door surface¹⁾ and colour.

The side frames **5** are always in a Woodgrain surface finish, coated in Traffic white RAL 9016 (matching the white surface for M-ribbed doors). Optional frame coverings are available in the surface finish of the door for doors with Planar surface finish.

Matching side doors **6**

You can also select matching side doors with narrow aluminium profiles to go with the sectional garage door RenoMatic. The door infills are perfectly matched to the door style as well as the surface and colour. This results in a harmonious overall appearance for the door and side door.



**23 door sizes
for almost any opening**

Door heights in mm										
2250		●		●	●	●	●	●		●
2125	●	●	●	●	●	●	●	●	●	●
2000	●	●	●	●		●			●	
	2134	2286	2375	2500	2750	3000	3500	4000	4267	5000
Door widths in mm										



Now with Secured by Design as Standard

Apart from doors and windows, burglars often try to break in through the garage door to enter the house via a connecting door or to steal items from the garage. Now, as with all insulated sectional garage doors, RenoMatic comes with Secured by Design as standard²⁾. You won't find a more secure sectional garage door on the market. Speak to your Hörmann distributor and get your door registered today!



¹⁾ for slategrain with smooth surface

²⁾ This applies to all insulated sectional doors that are registered at Hörmann UK and are unmodified, fitted behind the opening and are combined with a Hörmann operator. The accreditation is for doors that have been fitted after 01.05.2021 only.

Sectional garage door RenoMatic

Standard ProMatic operator



Automatic comfort

The RenoMatic comes with the operator ProMatic **1** and two 4-button hand transmitters HSE 4 BS **2**.

The patented, rail-mounted operator technology ensures smooth and quiet door travel.

On encountering an obstruction, the reliable automatic safety cut-out stops the door.

BiSecur radio system with certified security

The bi-directional BiSecur radio system is based on future-oriented technology for the convenient and secure operation of garage and entrance gate operators, door operators, lights and more. This extremely secure BiSecur encryption protocol, developed by Hörmann, with a stable, interference-free range makes sure that no one can copy your radio signal. It has been tested and certified by independent security experts.

Safe operation

Hörmann sectional doors are tested and certified in accordance with the high safety requirements of European standard 13241 **3**, not only on their own but also in combination with Hörmann operators. It would be hard to find a safer sectional door.



Only from Hörmann

- Radio system BiSecur
- Mechanical anti-lift kit in the operator boom

As standard



Faster, smarter door opening

On request at a surcharge, the RenoMatic sectional garage door is available with the fast and smart SupraMatic E **1** operator and two 4-button hand transmitters HSE 4 BS **2**.

- 75 % faster opening speed ¹⁾ of up to 25 cm/s
- Smart operation with the BlueSecur app **3**
- Up to 3 times ¹⁾ brighter LED lighting
- Low power consumption in standby below 1 watt
- High-quality stainless steel operator cover



Hörmann BlueSecur

Bluetooth receiver as standard
Operation by smartphone using the Hörmann BlueSecur app



¹⁾ in comparison with the ProMatic series 3

Good for our environment

Security for a more beautiful home

Climate-neutral doors from Europe's No. 1

We use 100% green electricity in the production of our promotional doors and additionally save several thousand tons of CO₂ through many other measures. We compensate for the remaining emissions by supporting climate protection projects in collaboration with ClimatePartner. You can find further information at www.hoermann.de/umwelt



Some of the products shown are equipped with special equipment and do not always correspond to the standard versions. The surface finishes and colours shown are subject to the limitations of the printing process and cannot be regarded as binding. All rights reserved. No part may be reproduced without our prior permission. Subject to changes.